

Unit I

LESSON - 1

It's A Red Flower




Let's read




This is a **flower**.
It's **red**.
It's a **red flower**.

That is a **leaf**.
It's **green**.
It's a **green leaf**.



This is a **bag**.
It's **blue**.
It's a **blue bag**.

Look at this **balloon**.
It's **yellow**.
It's a **yellow balloon**.



This is a **pink ball**.
These are **brown pencils**.
Those are **black crows**.

* The teacher should help the children to express their thoughts by the use of visuals, pictures, sketches.

CLASS - I

1


LESSON - 2

Colours



Let's recite :

Red is for Roses,
And Blue is for Sky.
White is for Snow,
Or a Cloud sailing by.
Silver's for Rain
With the Sun shining through.
Yellow is for Butter,
And Buttercups too.



- * The teacher should recite the poem, two lines at a time.
- * The children should repeat the lines after the teacher.
- * The teacher should use the right/appropriate gestures, while reciting the lines and the children should follow them.
- * Later on, the children should recite the poem on their own.

EXERCISES

1. Know these colours and read the words with the help of the teacher:




red



blue



green



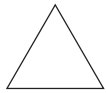
yellow



orange



black



white



brown




pink



violet

2. Look at the pictures and their colours, then say with the correct colour words.



a ball



a leaf



a cap



a bell



a shirt



a apple



a peg




a crow



a bag

3. Have you seen a rainbow in the sky?

A rainbow appears in the sky when the sun shines through rain.



Do you know the colours of the rainbow ?


They are : Red, Orange, Yellow, Blue, Green, Indigo,
and Violet,

In the space given above trace the rainbow and the
mountain and colour them.


4. Look at the pictures. Let the student complete the sentences with the colour-words and say them aloud.

One is done for you.


Tomato is red



Mango is




Chilli is



Bear is



Butterfly is



Crow is



5. *Let's talk*

Do you go to a garden or park?

Do you grow flowers or plants in and around your house ?

Tell us about the kinds and colours of the flowers and plants.

(Teacher should encourage the student to talk)

Look at the picture



Examples :

What is the colour of the birds. It's blue.

The short form of 'it is' is 'it's'

Use short form 'It's' and answer the questions.

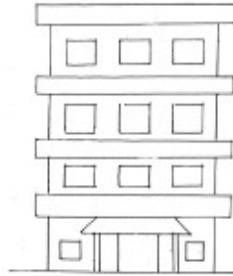
1. What is the colour of the hill?
2. What is the colour of the deer?.....
3. What is the colour of the sun?.....
4. What is the colour of the water?.....
5. What are the colours of the flowers?.....

6. Let's Do

Colour the pictures;



Brown roof, grey wall




pink flat



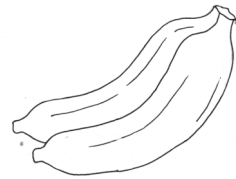
red and green

Let's Colour them


Apple



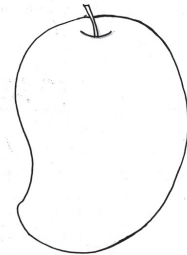
Banana




Grapes



Mangoes




Orange



7. Let's find

What are the shapes of these pictures?
Colour the pictures.

1. What do you call the round shape of a ball ? It's circle.



2. Ah! There is ice cream .
It's shape is cone.



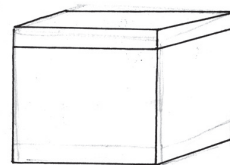
3. Do you know the shape of an egg ?
It's oval.



4. This shape is pointed on three sides.
It's triangle.



5. This box is equal on all sides ?
It's cube.



Language Activities

8. (a) Say the words aloud with the help of the teacher.

bar	far	large	class
card	chart	dark	park
tap	lap	ban	van
man	fan	pan	can

(b) Read the following words aloud. Then match them with the picture by drawing lines.

cart
car
jar
cat
axe
ant



Let's Speak

9.(a) (Read the words aloud)

cap	pad	bad	bark	map
nap	pat	bat	lark	lap

The cat with a cap

Hold the bat with a pad

Play the part off the mark.



I am an Indian.

India is my country.

We are its people.

This is our National flag.

Saffron, white and green

Are the colours of the flag.



(b) Listen and answer with, 'Yes, I do' or 'No, I don't'

Do you like green mangoes ?

Do you like a black cat ?.....

Do you like a red colour ?.....

WORK SHEET 1

Now see the examples. Then fill in the blanks.

The **box** is big.



It is **blue**.

The **leaves** are small.




They are **green**.

The is tall.



It is

The are ripe.



They are

The are thin.



They are

The is fat.



It is

The is large.



It is

WORK SHEET 2

Name the things in the pictures with their colours.
The first one is done for you.


This is a black bird



1. These are



2. These are



3. These are



4. This is a



5. These are



Look at the pictures and write.

1. The girl has dress.



2. The nurse has cap.



3. The lady has a apple.



4. The boy has a shirt.



WORK SHEET 3

Name the things in the pictures with their colours.

The first one is done for you.

This is a blue hat...



1. This is a



2. These are



3. This is a



4. These are



5. This is a



Now see the examples. Then fill in the blanks.

The cow is fat.

It is red.



The eggs are small.

They are white.



1. The is large. It is



2. The is tall. It is



3. The are thin. They are



4. The is big. It is



CLASS - I

13